

Greenway Technical Committee (GTC) Staff
Meeting Notes
Tuesday, August 13, 2013
Grand Forks Park District Office - 1210 7th Ave. S. Grand Forks, ND

Steve Mullally, Chair
Dave Aker, EGF Parks & Recreation
Aubrey Ellefson, intern
Melanie Parvey, City of GF

Catherine Johnson
Bill Palmiscino, GF Park District
Kim Greendahl, City of GF

I. Old Business

A. Special Project Requests updates

- i. **Temporary bocce ball courts:** Two courts have been painted near the 7th Avenue North access. There has been very little observed participation and only two comments received online. One of those comments was not favorable. The GF Park District painted six temporary courts at Lions Park for players to practice for the Special Olympics. Kim will try one more promotional campaign to try sparking interest from the public. She will also try to schedule a meeting with representatives from the Near North Neighborhood group to discuss what their goals would be for that area.
- ii. **Boathouse:** Use agreement was approved by City Council but has not been signed by both partners. Ground Up Adventures (GUP) is working with JLG Architects on the design of the facility and grounds. Staff has not seen the containers yet. Water and electrical issues are being explored. GUP would like to install a dock for but this may require the installation of piers for stability. The container will need to be inspected by fire department and will require a building permit. Melanie is coordinating this. GUP is scheduled to bring a report to the GF Park District Commissions meeting in October.
- iii. **Disc golf course at Riverside Park:** The tees and baskets have been installed.
- iv. **NASA picture posts toppers:** Aubrey has set up the website but the toppers have not arrived yet. Kim is working with the suppliers.
- v. **Cabela's wood duck house project:** Staff from Cabela's installed the wood duck houses that were constructed during Art Fest. Melanie & Kim met with them recently to discuss working with Cabela's to install more trashcans and benches along the Greenway trail.

B. Visual Survey results: Three visual counts were done this summer. This is good information to help support activities and could be a great project for a UND recreation class to handle in the future.

- i. **Trail users:** Results were shared with the committee. The results for the age groups and types of use are very similar to the results from the 2011 count. Biking is the most popular activity and the 19 – 40 year olds are the highest users. This data will be shared with the MN & ND Departments of Transportation for their bridge studies.
- ii. **Dog park:** Aubrey conducted the visual studies over the course of two weeks. The most common characteristics of the users were that they arrived in groups and tended to socialize with other park users. Kim will work with Aubrey to compile the data into a report format.
- iii. **Disc golf:** Aubrey conducted the visual studies over the course of two weeks. Kim will work with Aubrey to compile the data into a report format.

II. New Business

- A. Bikeway online survey & comment opportunity:** Kim has been working with the Metropolitan Planning Organization to provide opportunities for online comments for the bikeway system. Response has been moderate, with twenty-three responses to date.

B. New biking website: A new website focusing on biking in Greater Grand Forks has been launched at www.bikingtheforks.com. This website will focus strictly on bicycling and serve as an avenue for promoting bike related events and news.

I. Greenway & Trail Users Advisory Group update: No meeting in August, resume September 10

II. Intern comments: Aubrey has been working on Greenway projects over the summer and has appreciated the experience. She learned about how the Greenway functions and how people use the facilities.

III. Greenway Agency Updates

A. City of EGF: The pool will be closing on the August 22. Attendance has been down because of the cooler summer. Use of the campground continues to rise. Most weekends have a waiting list and tenting is growing in popularity. So far, people from seventeen states have stayed at the campground. Sixty percent of the renters have been from the United States. The trails are very popular with the guests.

B. GF Park District: Riverside Pool will close on August 25.

C. City of Grand Forks: No report.

D. MN DNR: No report.

IV. Other

a. Dog park in EGF: EGF has considered a dog park but Mayor Stauss has not been supportive of the idea. Funding has been an issue.

b. Rollin' on the River: The Friday Night family event for Rollin' on the River will be held in front of the Boardwalk in EGF. A portion of the race on Saturday will use the Greenway trail.

V. Next Greenway Technical Committee meeting: September 10, 2013 at 10:30 am at Grand Forks Park District, 1210 7th Avenue South

VI. Adjournment

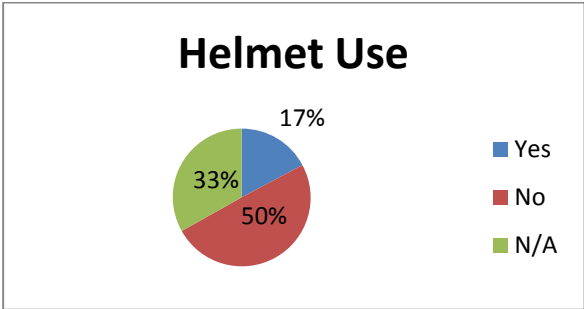
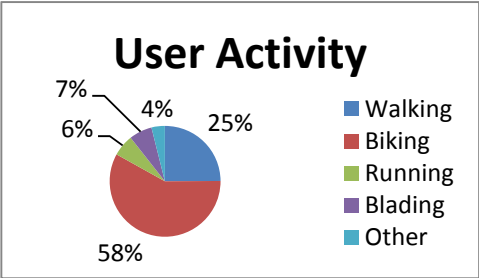
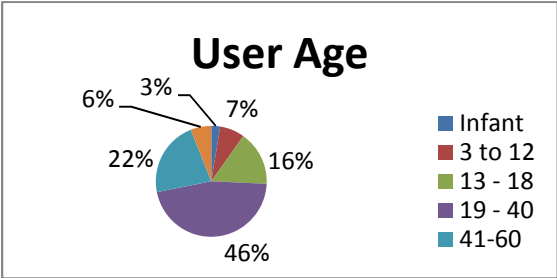
Submitted by: Kim Greendahl, Greenway Specialist, City of Grand Forks

Support documents:

- 2013 Trail Count tally results
- 2013 condensed results

2013 GGF Trail Count Results

- 7 sites along trails located in the Greenway (except Bygland Road site)
- Conducted over three days – Tuesday, June 18, Wednesday, June 19, and Saturday, June 22
- Three 2-hour time periods each day



**2013 Observational Trail Count Results
Grand Forks, ND & East Grand Forks, MN**

	Total	Age						Activity					Helmet		
	Total	Infant	3 to 12	13 - 18	19 - 40	41-60	60+	Walking	Biking	Running	Blading	Other	Yes	No	N/A
Byland Road	134	7	43	40	38	8	-	13	107	7	2	5	24	95	14
Eagles Point	422	6	35	106	203	46	26	28	328	23	30	11	87	287	47
South Pedestrian Bridge	871	18	71	118	439	184	42	90	587	91	80	38	194	438	259
7th Avenue North	974	29	53	111	488	246	87	158	606	80	79	38	203	556	214
Sorlie Bridge	1,206	31	68	171	408	295	69	642	339	17	24	35	35	312	667
Kennedy Bridge	454	13	15	32	274	100	21	66	292	34	46	15	81	262	104
Riverside Dam	400	7	26	107	131	72	14	65	224	19	24	27	104	153	98
FINAL TOTALS	4,461	111	311	685	1,981	951	259	1,062	2,483	271	285	169	728	2,103	1,403

Highest use by age group

	2013		2011
19 -40	46%	19 -40	54%
41 - 60	22%	41 - 60	19%
13 -18	16%	13 -18	12%
3 to 12	7%	3 to 12	9%
60+	6%	60+	3%
Infant	3%	Infant	3%

Highest use by activity *trails only

	2013		2011
Biking	58%	Biking	67%
Walking	25%	Walking	16%
Blading	7%	Running	8%
Running	6%	Blading	7%
Other	4%	Other	2%